Part 2: Diagrams

2.1 Hydraulic diagram 2-3

2.2 Electrical circuit diagram 2-11

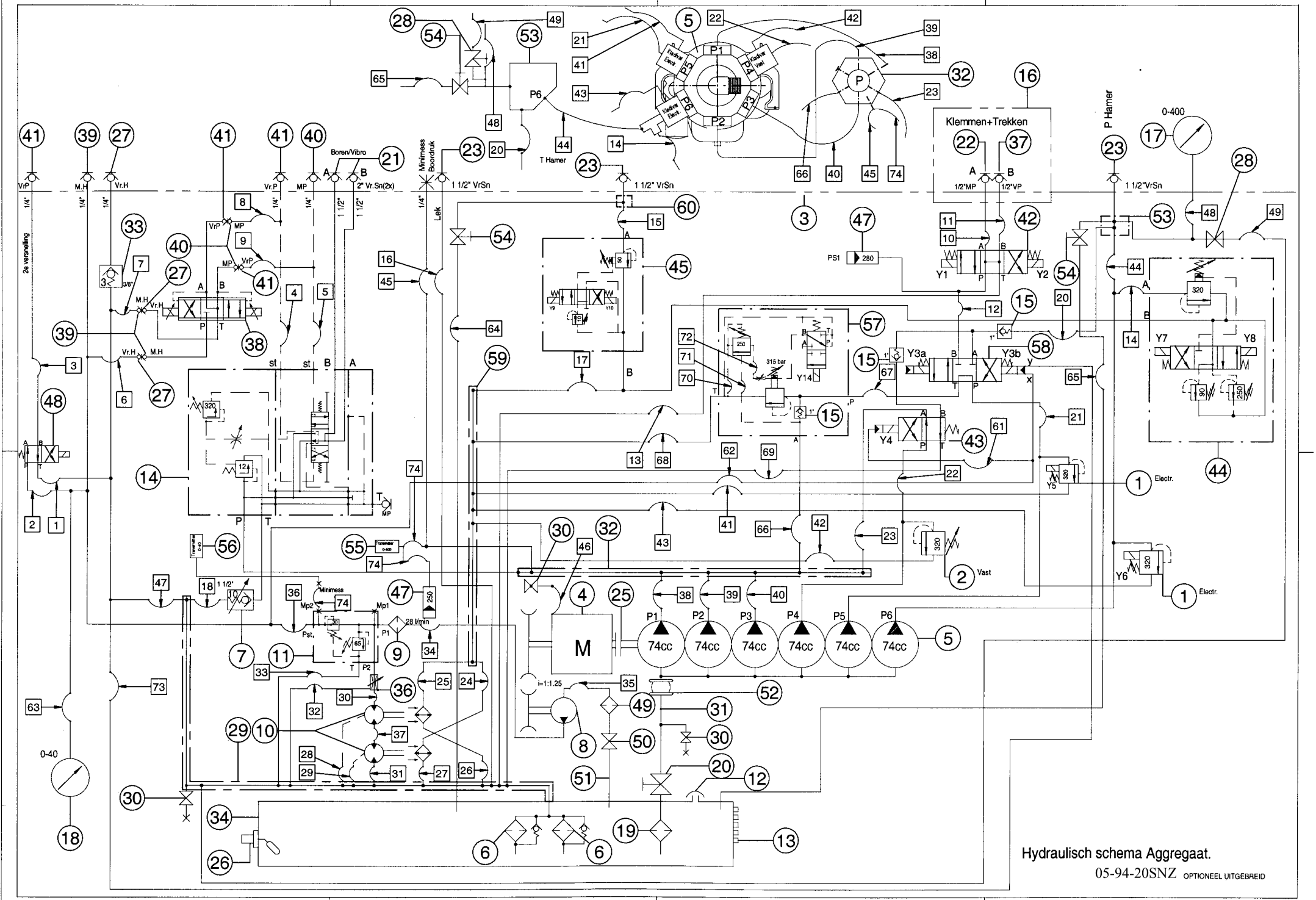
Klemmen+Trekken
P Hamer
T Hamer
Boren/Vibro
Minimess
Boordruk
Lek
1 1/2" VrSn
2" Vr.Sn(2x)
1/2"MP
1/2"VP
0-400
0-40
PS1
Y1
Y2
Y3a
Y3b
Y4
Y5
Y6
Y7
Y8
Y9
Y10
Y14
315 bar
M
74cc
Electr.
Vast
2a versnelling
Hydraulisch schema Aggregaat.
05-94-20SNZ OPTIONEEL UITGEBREID

2.1 Hydraulic diagram

Pos.nr.	Number	Description	Benaming	IHC Fundex Partnr.
1	2	Pressure relief valve (electr.)	Drukbegrenzingsventiel (elektr.)	0202001000122
2	1	Pressure relief valve	Drukbegrenzingsventiel	0202001000123
3	1	Connection box	Aansluitblok	-
4a	1	Diesel engine DAF	Dieselmotor DAF	0402002000124
4b	1	Diesel engine DAF	Dieselmotor DAF	
5	1	Main pump	Pomp	0202005000046
6.1	1	Return filter	Retourfilter	0202007000042
6.2	1	Filterelement	Filterelement	0200007000025
7	1	Pressure relief valve 10 Bar	Voorspanklep 10 bar	-
8	1	Pump 25cc/28Ltr	Pomp 25cc/28ltr	-
9	1	Pressure filter	Persfilter	0202007000013
10	2	Oil cooler	Oliekoeler	0902001000005
11	1	Pressure reducing valve	Veiligheidsventiel	0202006000015
12	1	Filling filter	Vulfilter	0202007000012
13	8	Level-eye	Niveauoog	0200008000011
14	1	Valve block	Ventielblok samengesteld	0202001000024
14.1		Pilot valve (entry)	Stuurventiel (ingangssectie)	-
14.2		Pilot valve	Stuurventiel	-
14.3		Endplate	Eindplaat	-
15	3	Non-return valve	Terugslagklep	0200001000040
16	1	Connection box small	Aansluitblok klein	
17	1	Manometer	Manometer	0202008000074
18	1	Manometer	Manometer	020008000004
19	1	Suctionfilter	Zuigkorf	-
20	1	Shut off valve	Schuif afsluiter	-
21.1	2	Quick coupling 2” F	Snelkoppeling 2" F	0200004000488
21.2	2	Screw plug 2”	Plug 2"	0200004000489
22.1	1	Quick coupling 1/2” M	Snelkoppeling 1/2" M	0200004000018
22.2	1	Cap 1/2”	Kap 1/2"	0202004000021

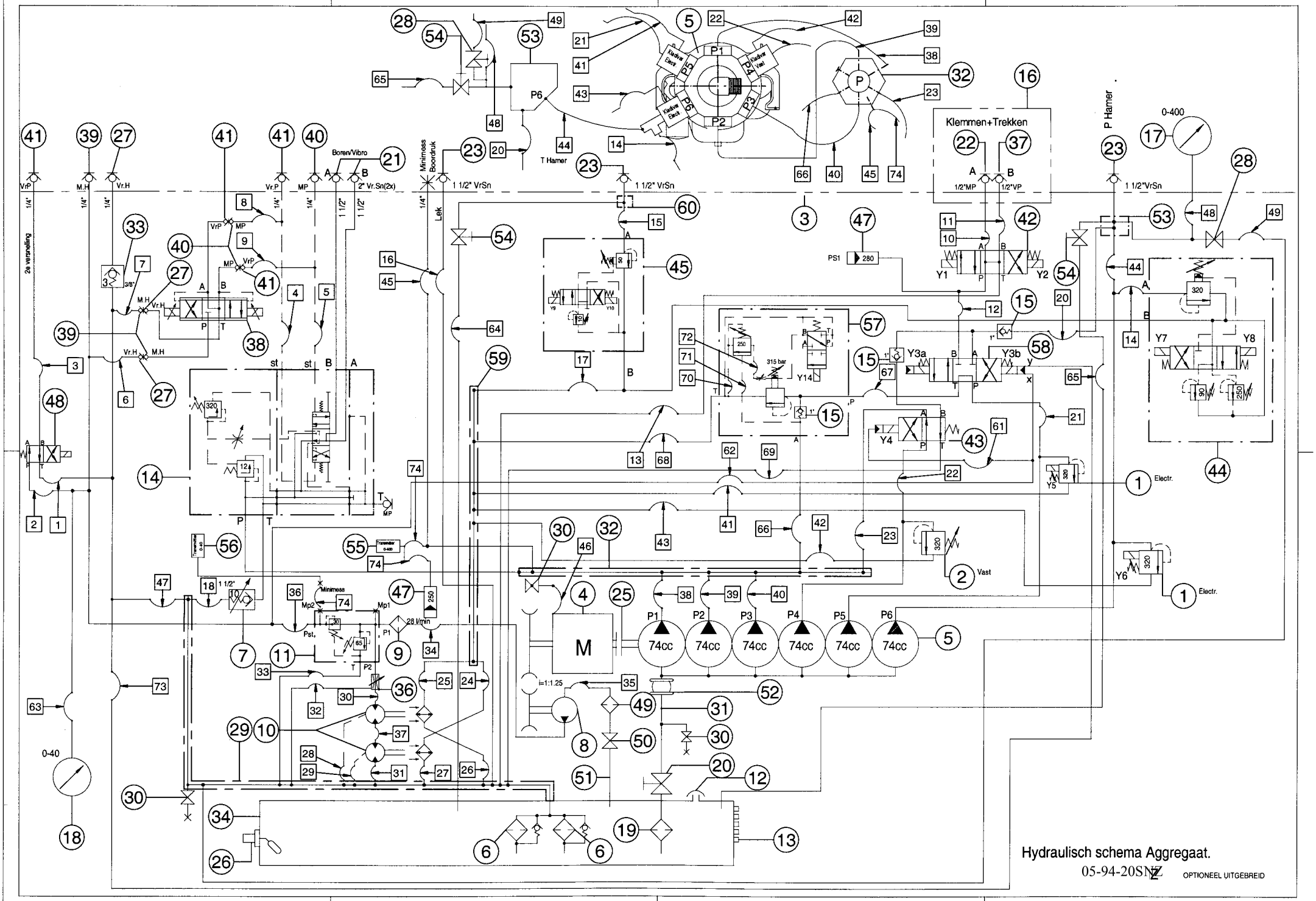
Klemmen+Trekken
P Hamer
T Hamer
Boren/Vibro
2e versnelling
Minimess
Boordruk
Lek
1 1/2" VrSn
2" Vr.Sn(2x)
1/2"MP
1/2"VP
0-400
0-40
315 bar
28 l/min
74cc
i=1:1.25
Electr.
Vast
Hydraulisch schema Aggregaat.
05-94-20SNZ
OPTIONEEL UITGEBREID

Pos.nr.	Number	Description	Benaming	IHC Fundex Partnr.
23.1	3	Quick coupling 1 1/2”F	Snelkoppeling 1 1/2" F	0200004000007
23.2	3	Screw plug 1 1/2”	Plug 1 1/2"	0200004000010
25	1	Coupling	Koppeling	0400002000161
26.1	1	Float switch	Vlotterschakelaar	0200007000040
26.2	1	Flance float switch	Flens vlotterschakelaar	-
27	3	Quick coupling 1/4”F	Snelkoppeling 1/4" F	0200004000395
27.1	1	Plug	Plug	0200004000398
28	1	Ball tap	Kogelkraan	0200008000123
29	1	Return pipe	Retourleiding	-
30	3	Ball tap	Kogelkraan	0200008000093
31	1	Suction pipe pump Poclain	Zuigleiding Poclain pomp	-
32	1	Collector block pump Poclain	Slangverdeelblok Poclain pomp	-
33	1	Safety valve 3 bar	Terugslagklep 3 bar	0200001000041
34	1	Hydraulic tank 1600 ltr	Hydrauliektank 1600 ltr	-
35	2	Minimess messure point	Minimess meetpunt	
36	1	Flow control valve	Stroomregelventiel	0202001000088
37	1	Quick coupling 1/2”F	Snelkoppeling 1/2"F	0200004000019
37.1	1	Plug 1/2”	Plug 1/2"	0200004000020
38	1	Pilot valve AMCA	Voorstuurventiel AMCA	0202001000143
39	3	Quick coupling 1/4”M	Snelkoppeling 1/4" M	0200004000396
39.1	1	Cap 1/4”	Kap 1/4"	0200004000397
40	3	Quick coupling 1/4”M	Snelkoppeling 1/4" M	0202004000026
40.1	1	Cap 1/4”	Kap 1/4"	0200004000028
41	4	Quick coupling 1/4”F	Snelkoppeling 1/4" F	0202004000027
41.1	2	Plug 1/4”	Plug 1/4"	0200004000029
42	1	4/3 valve-NW10	4/3 ventiel-NW10	0202001000147
42.2	1	Baseplate	Grondplaat	0202001000157
42.3	4	Bolt	Bout	incl.

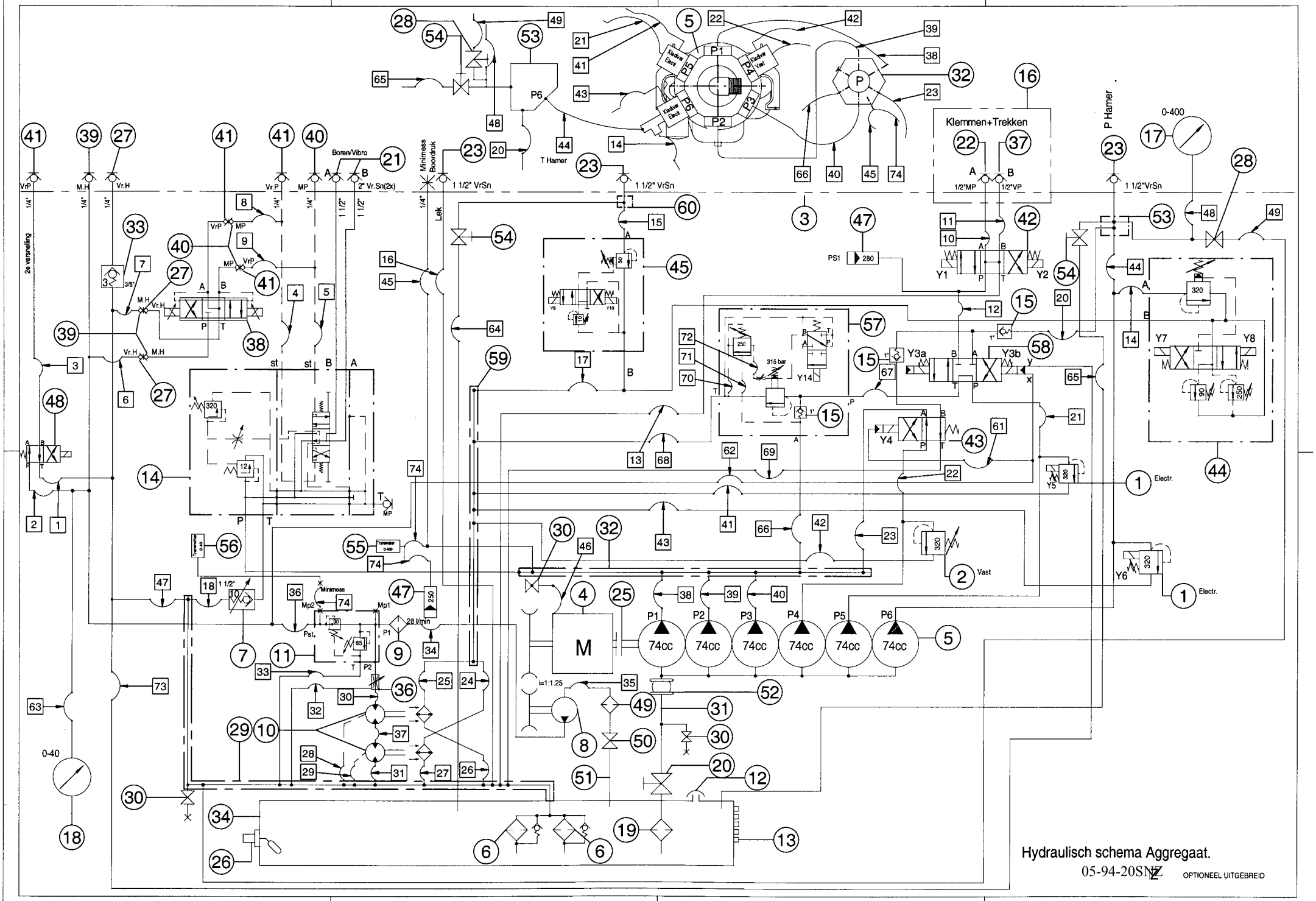
Klemmen+Trekken
P Hamer
T Hamer
Boren/Vibro
2e versnelling
Minimess
Boordruk
Lek
1 1/2" VrSn
2" Vr.Sn(2x)
1/2"MP
1/2"VP
0-400
0-40
315 bar
28 l/min
74cc
i=1:1.25
Electr.
Vast
Hydraulisch schema Aggregaat.
05-94-20SNZ
OPTIONEEL UITGEBREID

Pos.nr.	Anzahl	Benennung	Benaming	IHC Fundex Partnr.
43.1	1	4/2 valve-NW16	4/2 ventiel-NW16	0202001000148
43.2	1	Baseplate	Grondplaat	0202001000158
43.3	4	Bolt	Bout	incl.
43.4	2	Bolt	Bout	incl.
44.1	1	Pressure relief valve	Drukbegrenzingsventiel	0202001000149
44.2	1	Baseplate	Grondplaat	0202001000159
44.3	4	Bolt	Bout	incl.
44.4	1	Adapter	Verloopplaat	0200008000165
44.5	1	Intermediate plate with O-Rings	Tussenplaat met O-ringen	0200006000032
44.6	1	Box	Huis	0202001000154
44.7	1	Pressure relief valve 100b	Veiligheidventiel 100b	0202001000152
44.8	1	Pressure relief valve 350b	Veiligheidventiel 350b	0202001000153
44.9	1	4/3 valve-NW6	4/3 ventiel-NW6	0202001000151
44.10	4	Bolt	Bout	incl.
45.1	1	Pressure relief valve	Drukbegrenzingsventiel	0202001000149
45.2	1	Baseplate	Grondplaat	0202001000159
45.3	4	Bolt	Bout	incl.
45.4	1	Adapter	Verloopplaat	0200008000165
45.5	1	Intermediate plate with O-Rings	Tussenplaat met O-ringen	0200006000032
45.6	1	Box	Huis	0202001000156
45.7	1	Pressure relief valve 100b	Veiligheidventiel 100b	0202001000152
45.8	1	4/3 valve-NW6	4/3 ventiel-NW6	0200001000245
45.9	4	Bolt	Bout	incl.
47	2	Pressure switch	Drukschakelaar	0200001000188
48.1	1	4/2 valve-NW6	4/2ventiel NW6	0202001000014
48.2	1	Baseplate	Grondplaat	0200001000257
48.3	1	Joint bar	Lasplaat (gelast aan frame)	
49	1	Filter	Filter	0402003000011
50	1	Ball tap	Kogelkraan	-
51	1	Suction pipe DAF pump	Zuigleiding DAF pomp	-

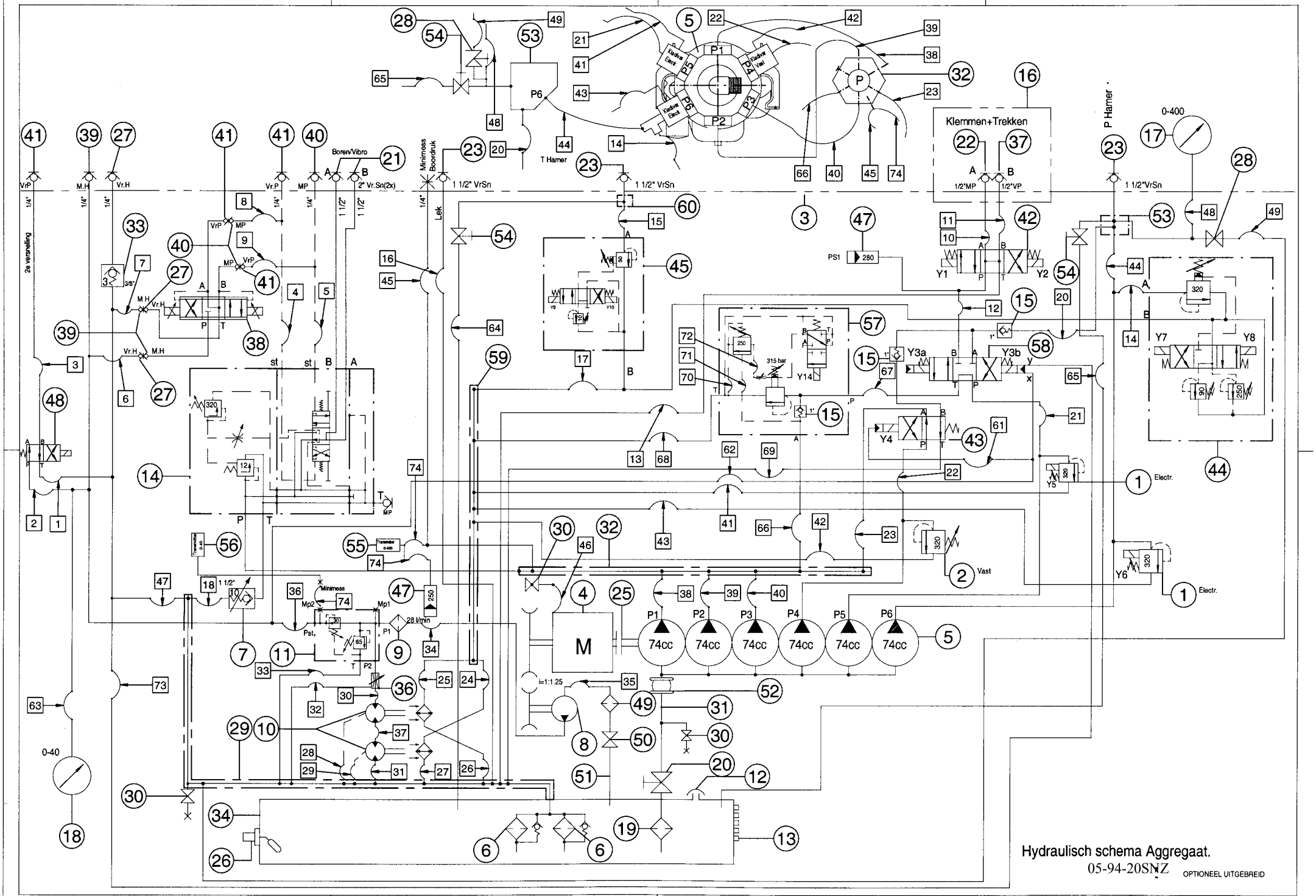
Klemmen+Trekken
Boren/Vibro
T Hamer
P Hamer
Minimess
Boordruk
Lek
1 1/2" VrSn
2" Vr.Sn(2x)
1/2"MP
1/2"VP
1 1/2"VrSn
0-400
0-40
PS1
Y1
Y2
Y3a
Y3b
Y4
Y5
Y6
Y7
Y8
Y14
315 bar
28 l/min
Pst
Mp1
Mp2
M
i=1:1.25
74cc
Electr.
Vast
2e versnelling
Hydraulisch schema Aggregaat.
05-94-20SNZ
OPTIONEEL UITGEBREID

Pos.nr.	Number	Description	Benaming	IHC Fundex Partnr.
52	1	Rubber compensator	Rubber compensator	-
53	1	Manifold	Manifold	-
54	3	Ball tap HD	Kogelkraan HD	0200008000078
55	1	Pressure sensor 0-400b	Druksensor 0-400b	0202008000024
56	1	Pressure sensor 0-40b	Druksensor 0-40b	0202008000104
57.1	1	Pressure relief valve	Drukbegrenzingsventiel	0200001000255
57.2	1	Pressure switch valve	Drukschakelventiel	0200001000256
57.3	1	Base plate	Grondplaat	0200001000257
57.4	4	Bolt	Bout	incl.
57.5	1	Throttle valve	Smoring	0200001000109
58	1	4/3 Valve-NW16	4/3 ventiel-NW16	0200001000254
58.1	1	Base plate	Grondplaat	0202001000158
58.2	4	Bolt	Bout	incl.
59	1	Collector	Verzamelleiding	
60	1	Manifold T-hammer	Manifold T-Hamer	

2.2 Electrical circuit diagrams

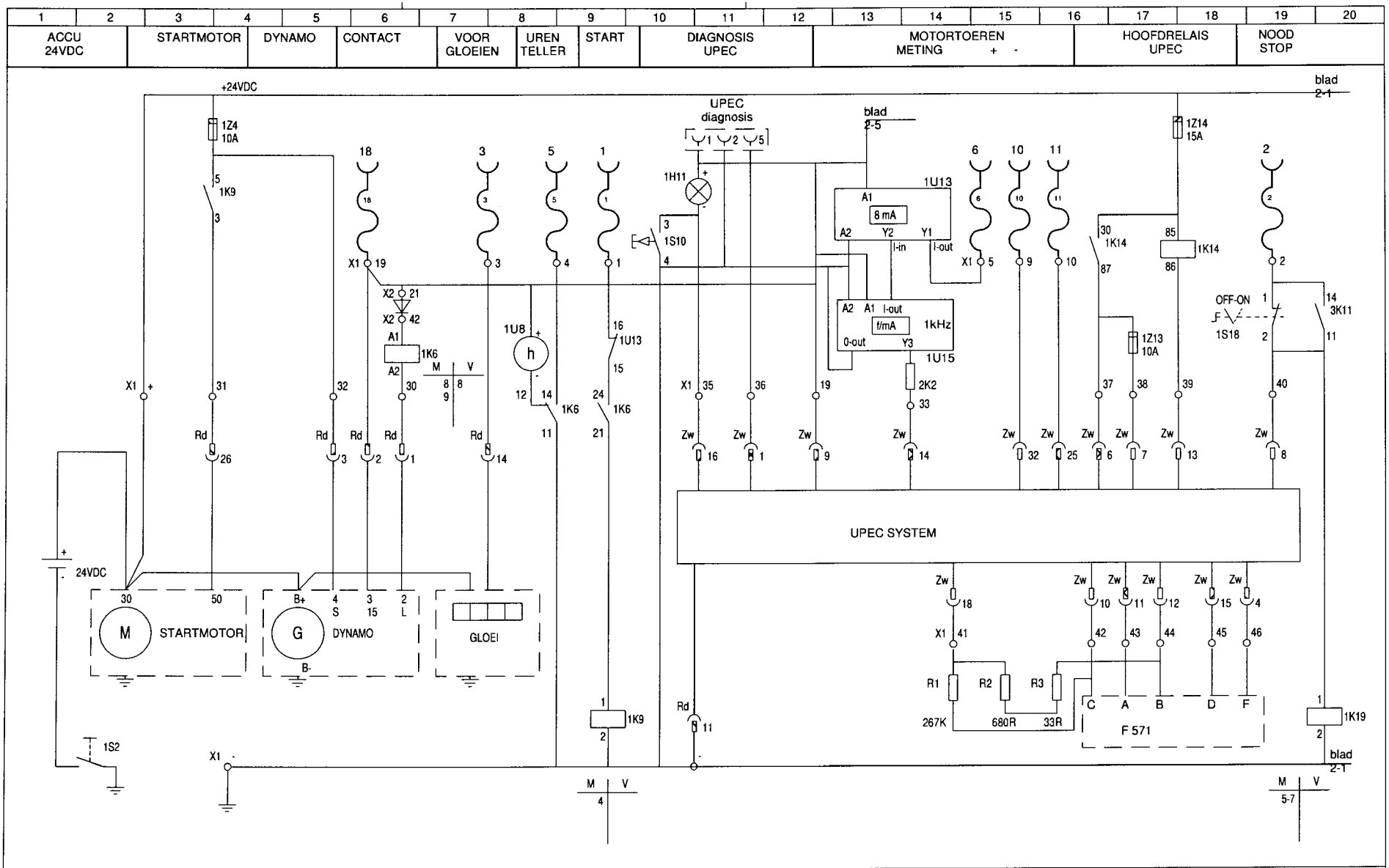

Customer : IHC FUNDEX	Drawn : JF	Date : 26-08-05	Project : 05-94-20S	
	Revised :	Date :	Product : DIESELKAST	
Latest revision description :	Checked : MP	Par. :	Part : DIESEL BEDIENING	
ASBUILD	Proj.no : 625243	Scale : -/-	Doc. no. P6252434	Sheet 01 / Rev. 0
Doc. type :	Prod.no : 55373	Size : A3	File code :DAF 94.DWG	

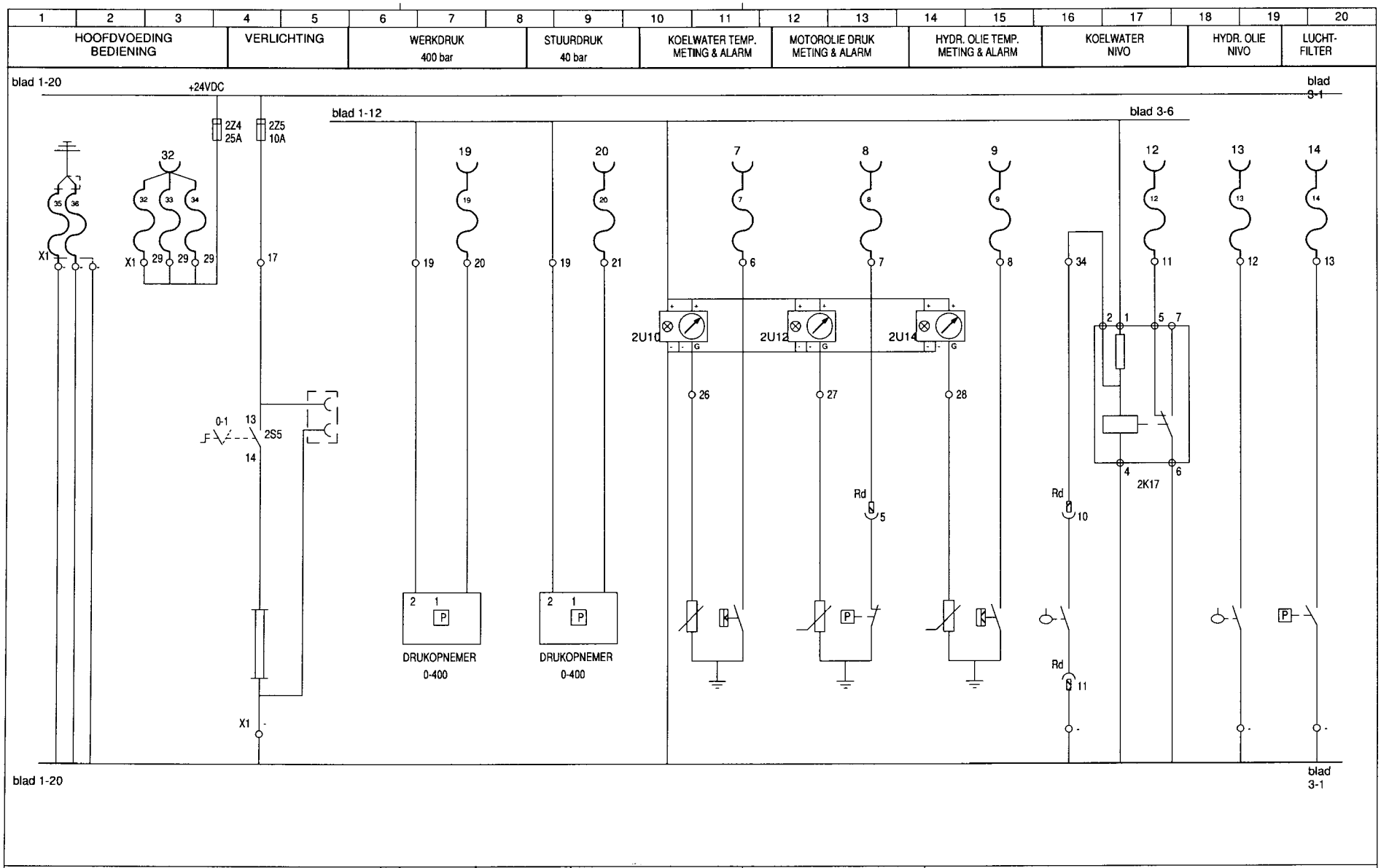

Customer :	Drawn : JF	Date : 26-08-05		Project : 05-94-20S	
IHC FUNDEX	Revised :	Date :		Product : DIESELKAST	
Latest revision description :	Checked : MP	Par. :		Part : METING & ALARMEN	
ASBUILD	Proj.no : 625243	Scale : -/-		Doc. no. P6252434	Sheet 02 / Rev. 0
Doc. type :	Prod.no : 55373	Size : A3		File code :DAF 94.DWG	

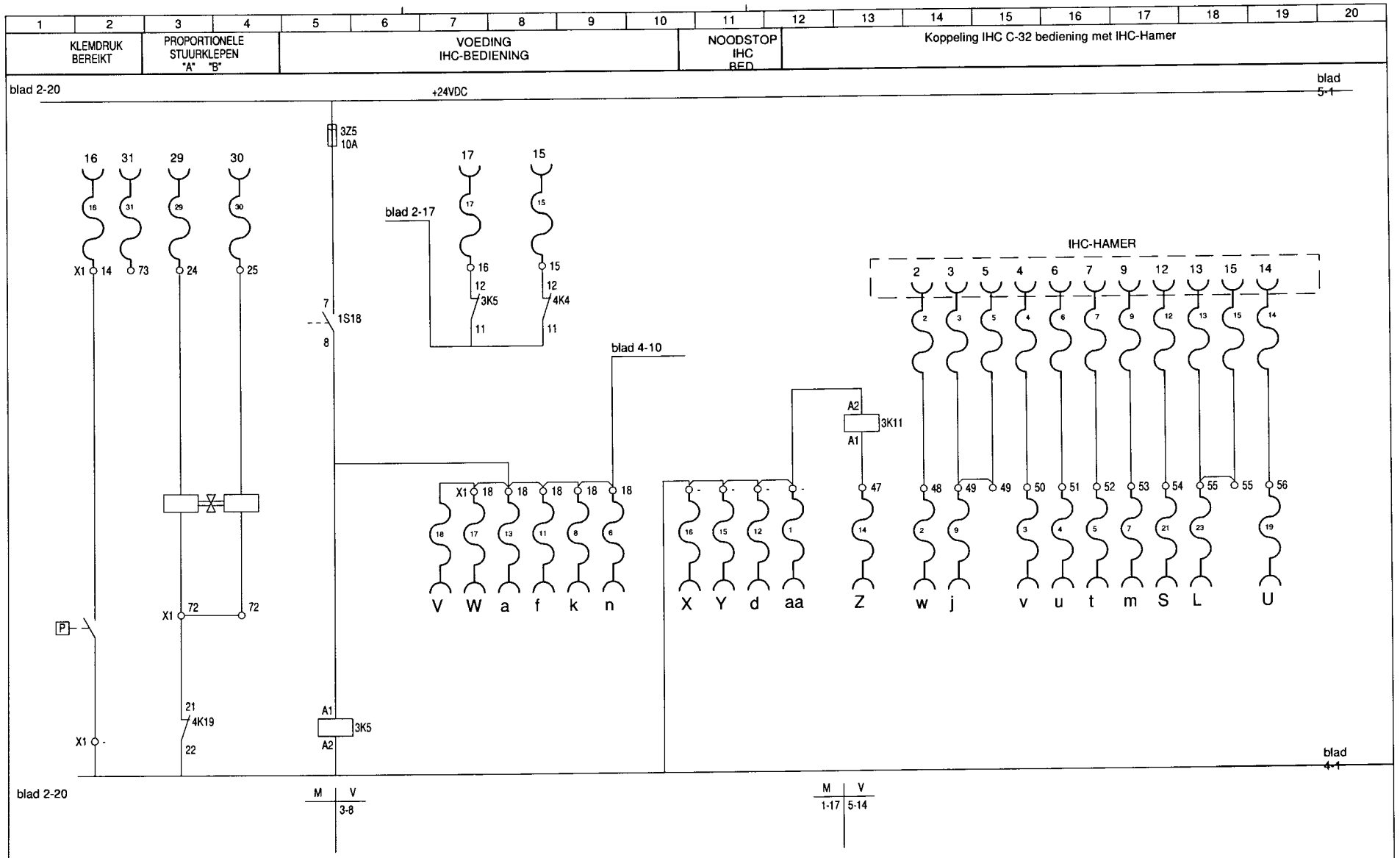

Customer : IHC FUNDEX	Drawn : JF	Date : 26-08-05	Project : 05-94-20S	
	Revised :	Date :	Product : DIESELKAST	
Latest revision description : ASBUILD	Checked : MP	Par. :	Part : VENTIELEN + IHC BEDIENING	
	Proj.no : 6252434	Scale : -/-	Doc. no. P6252434	Sheet 03
Doc. type :	Prod.no : 55373	Size : A3	File code :DAF 94.DWG	Rev. 0

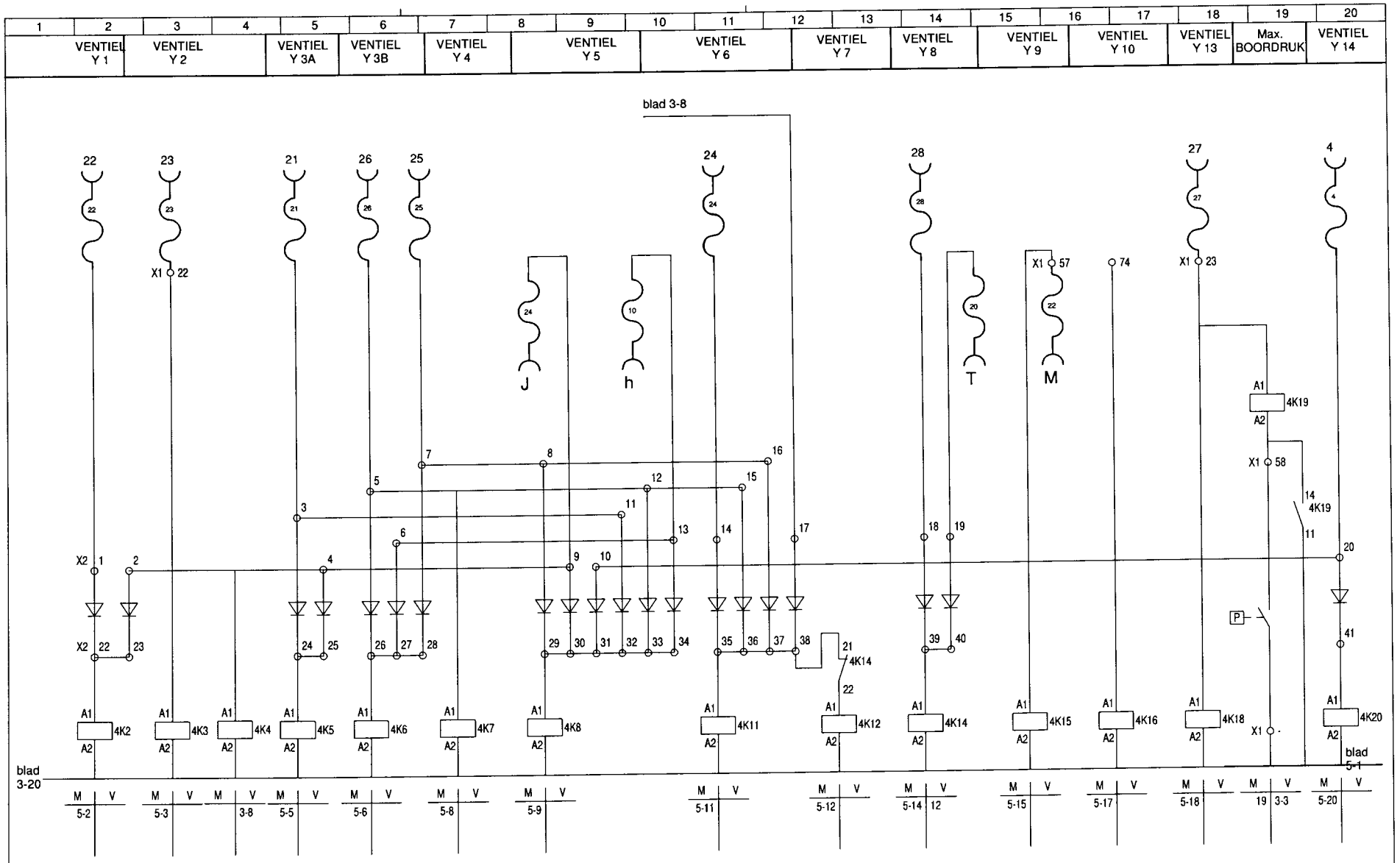

Customer : IHC FUNDEX	Drawn : JF	Date : 26-08-05	Project : 05-94-20S	
	Revised :	Date :	Product : DIESELKAST	
Latest revision description : ASBUILD	Checked : MP	Par. :	Part : VENTIEL STURING	
	Proj.no : 625243	Scale : -/-	Doc. no. P6252434	Sheet 04 / Rev. 0
Doc. type :	Prod.no : 55373	Size : A3	File code :DAF 94.DWG	

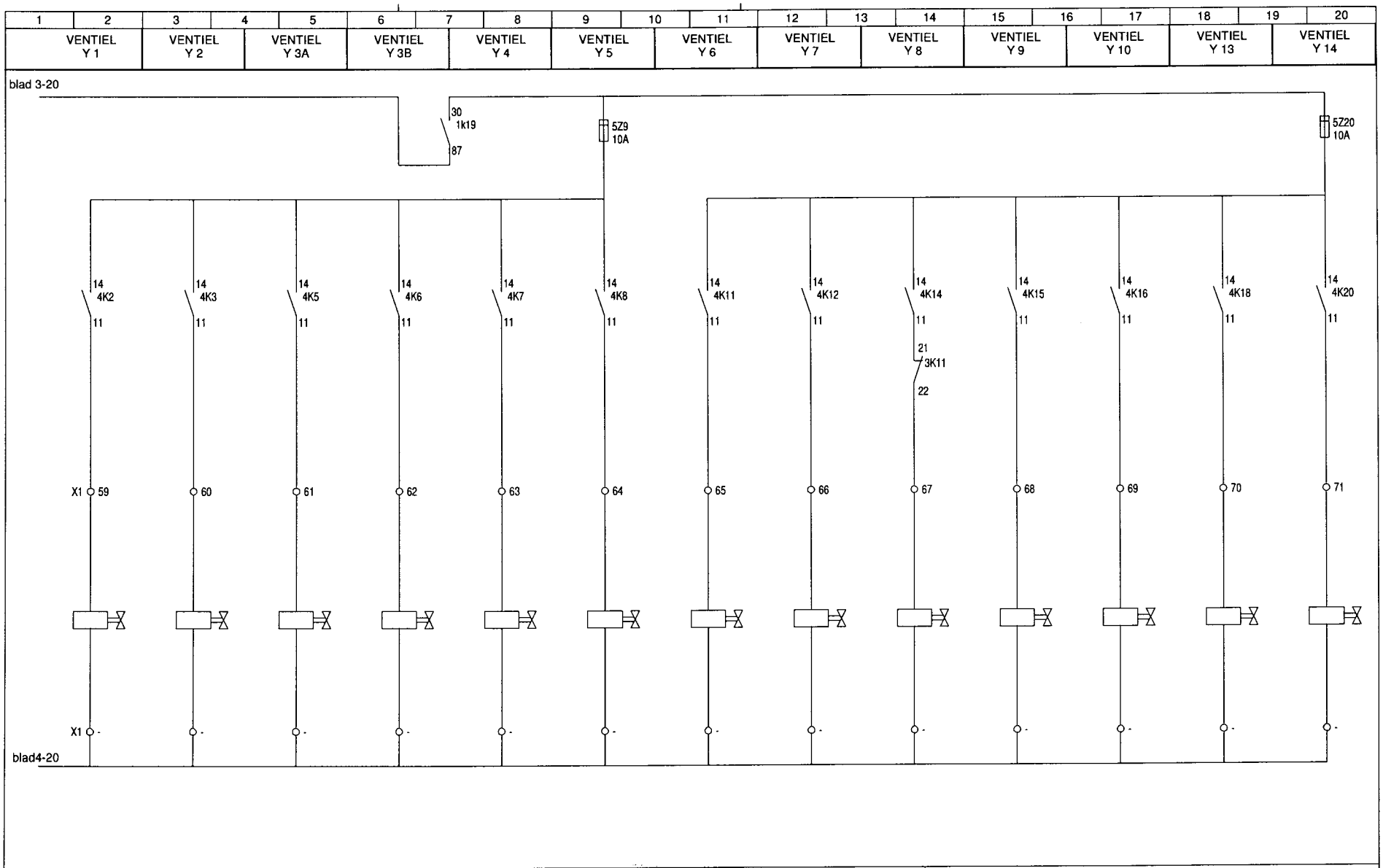

Customer :	Drawn : JF	Date : 26-08-05	Project : 05-94-20S	
IHC FUNDEX	Revised :	Date :	Product : DIESELKAST	
Latest revision description :	Checked : MP	Par. :	Part : VENTIELEN	
ASBUILD	Proj.no : 625243	Scale : -/-	Doc. no. P6252434	Sheet 05 / Rev. 0
Doc. type :	Prod.no : 55373	Size : A3	File code :DAF 94.DWG	

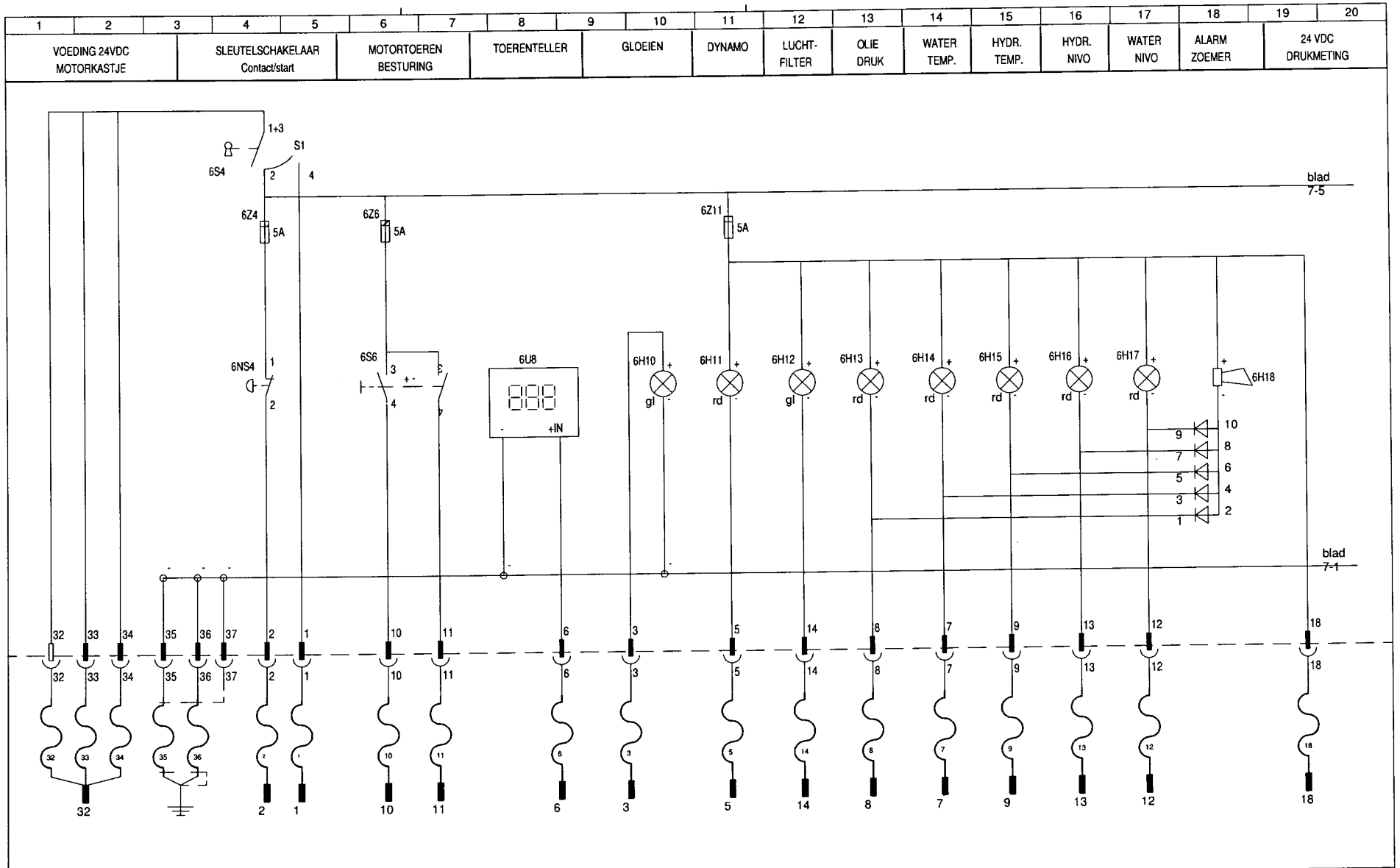

Customer : IHC FUNDEX	Drawn : JF	Date : 26-08-05			Project : 05-94-20S		
	Revised :	Date :			Product : BEDIENINGSKAST		
Latest revision description : ASBUILD	Checked : MP	Par. :			Part : START/STOP & ALARMEN		
	Proj.no : 6252434	Scale : -/-			Doc. no. P6252434	Sheet 06	Rev. 0
Doc. type :	Prod.no : 55373	Size : A3			File code :DAF 94.DWG		

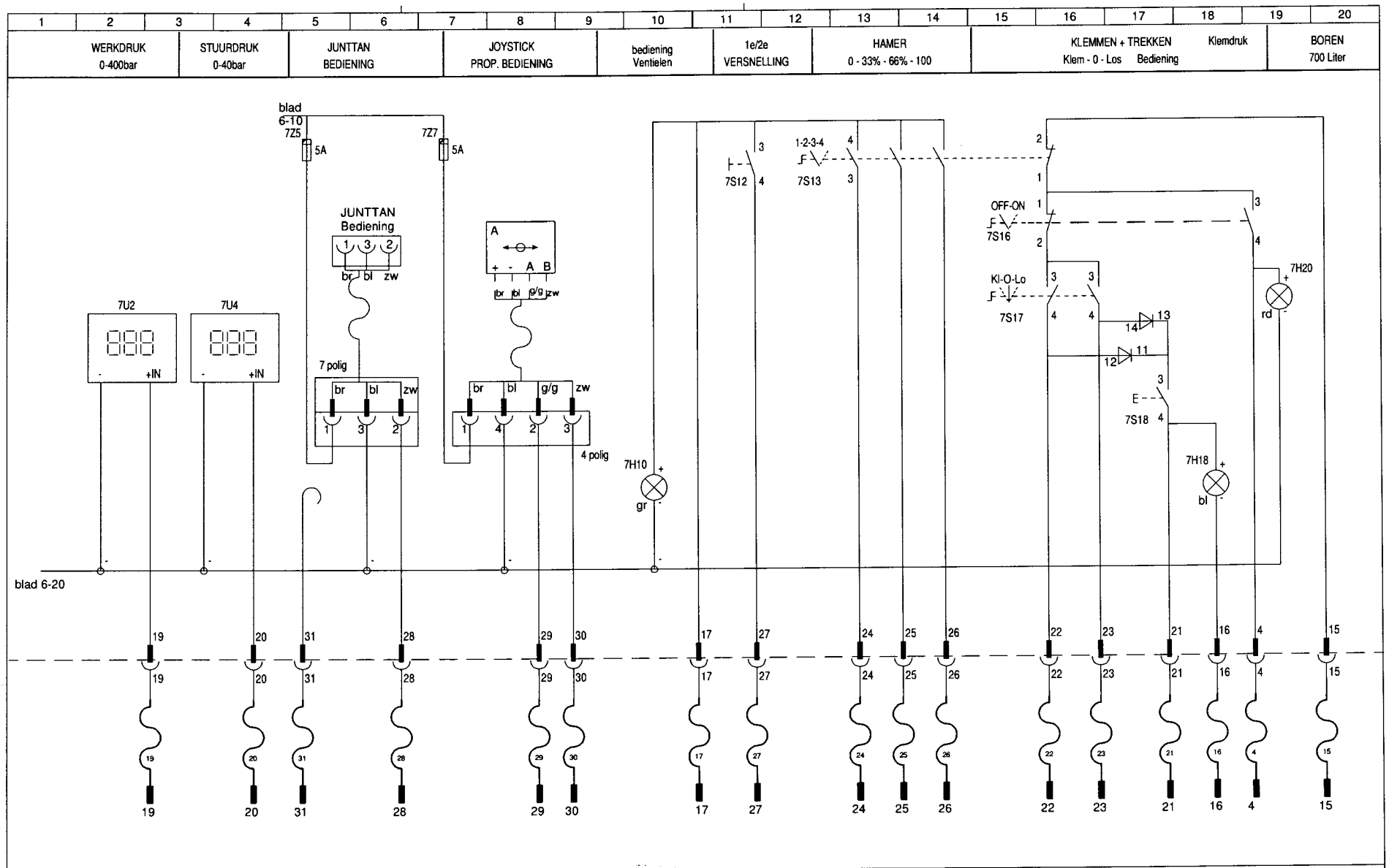

Customer : IHC FUNDEX	Drawn : JF	Date : 26-08-05		Project : 05-94-20S	
	Revised :	Date :		Product : BEDIENINGSKAST	
Latest revision description : ASBUILD	Checked : MP	Par. :		Part : VENTIEL STURING	
	Proj.no : 625243	Scale : -/-		Doc. no. P6252434	Sheet 07 / Rev. 0
Doc. type :	Prod.no : 55373	Size : A3		File code :DAF 94.DWG	

KABELNUMMER	KABEL NUMMER	KABEL TYPE	Zekeringen	1K6-24	3K11-30	1K6-14	2K17-7	4K4-12	3K5-12	225	1S18-14	X2-17	Diagnoseplug + lamp	X2-21	2K17-1	Urenteller +	4K3-A1	4K18-A1	2U10-G	2U12-G	2U14-G	2Z4	1K6-A2	1K9-87
29	32 Polige WCD	ASF-MB 36 X 0,75		35	36	sc							18			19	20			29	30			
30	48 Polige WCD	ASF-MB 27 X 0,75				16 X	15 Y	12 d	1 aa															
X1	BESTEMMINGSCODE / AANSLUITKLEM NUMMER																							
X1	BESTEMMINGSCODE / APPARAAT																							
X1	KLEMNUMMER		+	1	2	3	11	15	16	17	18	18	19	19	19	19	22	23	26	27	28	29	30	31
X1	DOORVERBINDING		○	○	○	○	○	○	○	○	●	●	●	●	●	●	○	○	○	○	○	●	○	○

NR.	BESTEMMING	KABEL TYPE	Zekeringen	1K6-24	3K11-30	1K6-14	2K17-7	4K4-12	3K5-12	225	1S18-14	X2-17	Diagnoseplug + lamp	X2-21	2K17-1	Urenteller +	4K3-A1	4K18-A1	2U10-G	2U12-G	2U14-G	2Z4	1K6-A2	1K9-87
1	STARTMOTOR +	H01N2-D 1 x 10	X																					
2	STARTMOTOR -	H01N2-D 1 x 10																					1	26
3	Dieselconnector	ROOD		11	11	14	5						2											
5	Verlichting	VMvLo MB 2 X 2,5								1														
9	Hydr. olie nivo	VMvLo MB 2 X 0,75						1																
10	Luchtfilter	VMvLo MB 2 X 0,75							1															
25	Ventiel Y11	VMvLo MB 2 X 0,75																1						
26	Ventiel Y12	VMvLo MB 2 X 0,75																	1					
29	32 Polige WCD	ASF-MB 36 X 0,75		1	2	5	6	12			15	17					23	27				32	33	34
4	Dieselconnector	ZWART							32	25				9										
6	Koelwater temp.	VMvLo MB 2 X 0,75					1												2					
7	Motor oliedruk	VMvLo MB 2 X 0,75																		1				
8	Hydr. olie temp.	VMvLo MB 2 X 0,75					1														2			
11	Klemdruk press.	VMvLo MB 2 X 0,75		2									1											
30	48 Polige WCD	ASF-MB 27 X 0,75									17 W	13 a	11 f	8 k	6 n									
12	Werkdruk	Datax 2 x 0,5													2	1								
13	Stuurdruk	Datax 2 x 0,5														2	1							

Customer : IHC FUNDEX	Drawn : JF	Date : 26-08-05	Project : 05-94-20S
	Revised :	Date :	Product : DIESELKAST
Latest revision description : ASBUILD	Checked : MP	Par. :	Part : Klemmenstrook X1
	Proj.no : 625243	Scale : -/-	Doc. no. P6252434
Doc. type :	Prod.no : 55373	Size : A3	File code :DAF 94.DWG

Sheet	Rev.
08	0

29	32 Polige WCD	ASF-MB 36 X 0,75																																													31						
31	16 Polige WCD	ASF-MB 16 X 1																2	3	5	4	6	7	9	12	13	15	14																								
	KABEL NUMMER																																																					
KABELNUMMER	BESTEMMINGSCODE	AANSLUITKLEM NUMMER																																																					
		APPARAAT	1K9-30	1U15-R1	2K17-2	1S10-3	UPEC-5	1K15-87	1Z15	1K15-86	1S18-12	R1/R2	F 571-C	F 571-A	F 571-B	F 571-D	F 571-F	3K11-A1												4K15-A1	4K19-A2	4K2-11	4K3-11	4K5-11	4K6-11	4K7-11	4K8-11	4K11-11	4K12-11	3K11-22	4K15-11	4K16-11	4K18-11	4K20-11	4K19-21								
	X1	KLEMNUMMER	32	33	34	35	36	37	38	39	40	41	42	43	44	45	46	47	48	49	49	50	51	52	53	54	55	55	56	57	58	59	60	61	62	63	64	65	66	67	68	69	70	71	72	72	73	74	.	.	.	.	.
		DOORVERBINDING	○	○	○	○	○	○	○	○	○	○	○	○	○	○	○	○	○	●	●	○	○	○	○	○	●	●	○	○	○	○	○	○	○	○	○	○	○	○	○	○	○	○	●	●	○	○	●	●	●	●	●
NR.	BESTEMMING	KABEL TYPE																																																				
3	Dieselconnector	ROOD	3		10																																																
4	Dieselconnector	ZWART		14		16	1	6	7	13	8	18	10	11	12	15	4																																				
30	48 Polige WCD	ASF-MB 27 X 0,75																14 Z	2 w	9 j		3 v	4 u	5 t	7 m	21 S	23 L		19 U	22 M																							
14	Ventiel Y1	VMvLo MB 2 X 0,75																													1																	2				
15	Ventiel Y2	VMvLo MB 2 X 0,75																														1																	2			
16	Ventiel Y3a	VMvLo MB 2 X 0,75																															1																	2		
17	Ventiel Y3b	VMvLo MB 2 X 0,75																																1																	2	
18	Ventiel Y4	VMvLo MB 2 X 0,75																																	1																	2
19	Ventiel Y5	VMvLo MB 2 X 0,75																																		1												2				
20	Ventiel Y6	VMvLo MB 2 X 0,75																																			1												2			
21	Ventiel Y7	VMvLo MB 2 X 0,75																																				1												2		
22	Ventiel Y8	VMvLo MB 2 X 0,75																																					1												2	
23	Ventiel Y9	VMvLo MB 2 X 0,75																																						1												2
24	Ventiel Y10	VMvLo MB 2 X 0,75																																							1							2				
27	Ventiel Y13	VMvLo MB 2 X 0,75																																								1							2			
28	Ventiel Y14	VMvLo MB 2 X 0,75																																									1							2		
25	Ventiel Y11	VMvLo MB 2 X 0,75																																										2								
26	Ventiel Y12	VMvLo MB 2 X 0,75																																											2							
39	Boordruk press.	VMvLo MB 2 X 0,75																												1																					2	

Customer : IHC FUNDEX

Latest revision description : ASBUILD

Doc. type :

Drawn : JF | Date : 26-08-05

Revised : | Date :

Checked : MP | Par. :

Proj.no : 6252434 | Scale : -/-

Prod.no : 55373 | Size : A3

Project : 05-94-20S

Product : DIESELKAST

Part : Klemmenstrook X1

Doc. no. P6252434

File code :DAF 94.DWG

Sheet 09 | Rev. 0

KABEL NUMMER

KABELNUMMER: X2

BESTEMMINGSCODE

KLEMNUMMER	AANSLUITKLEM NUMMER	APPARAAT	DOORVERBINDING
1			○
2		4K7-A1	○
3			○
4			○
5			○
6			○
7			○
8			○
9			○
10			○
11			○
12			○
13			○
14			○
15		4K7-A1	○
16			○
17		4K14-22	○
18			○
19			○
20			○
21		X1-16	○
22		4K2-A1	●
23			●
24		4K5-A1	●
25			●
26		4K6-A1	●
27			●
28			●
29		4K8-A1	●
30			●
31			●
32			●
33			●
34			●
35		4K11-A1	●
36			●
37			●
38			●
39		4K14-A1	●
40			●
41		4K19-A1	○
42		1K6-A1	○

NR.	BESTEMMING	KABEL TYPE	1	2	3	4	5	6	7	8	9	10	11	12	13	14	15	16	17	18	19	20	21	22	23	24	25	26	27	28	29	30	31	32	33	34	35	36	37	38	39	40	41	42
29	32 Polige WCD	ASF-MB 36 X 0,75	22		21		26		25							24				28		4																						
30	48 Polige WCD	ASF-MB 36 X 0,75								24 J				10 h							20 T																							

Customer : IHC FUNDEX	Drawn : JF	Date : 26-08-05	
	Revised :	Date :	
Latest revision description : ASBUILD	Checked : MP	Par. :	
	Proj.no : 625243	Scale : -/-	
Doc. type :	Prod.no : 55373	Size : A3	

Project : 05-94-20S
Product : DIESELKAST
Part : klemmenstrook X2

Doc. no. P6252434
File code :DAF 94.DWG

Sheet	Rev.
10	0

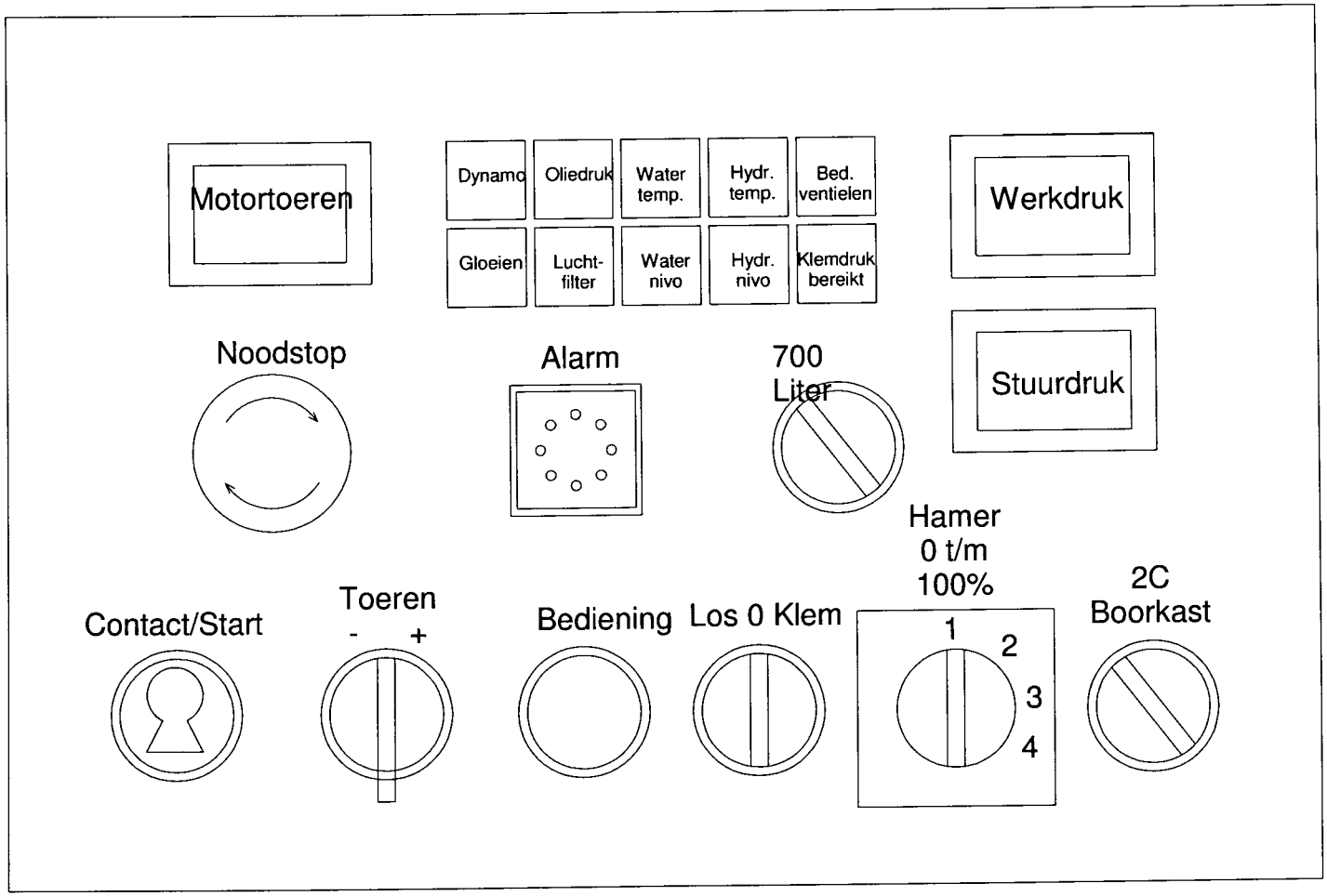

Customer : IHC FUNDEX	Drawn : JF	Date : 26-08-05		Project : 05-94-20S	
	Revised :	Date :		Product : BEDIENINGSKAST	
Latest revision description : ASBUILD	Checked : MP	Par. :		Part : INDELING	
	Proj.no : 625243	Scale : -/-		Doc. no. P6252434	Sheet 11 / Rev. 0
Doc. type :	Prod.no : 55373	Size : A3		File code :DAF 94.DWG	

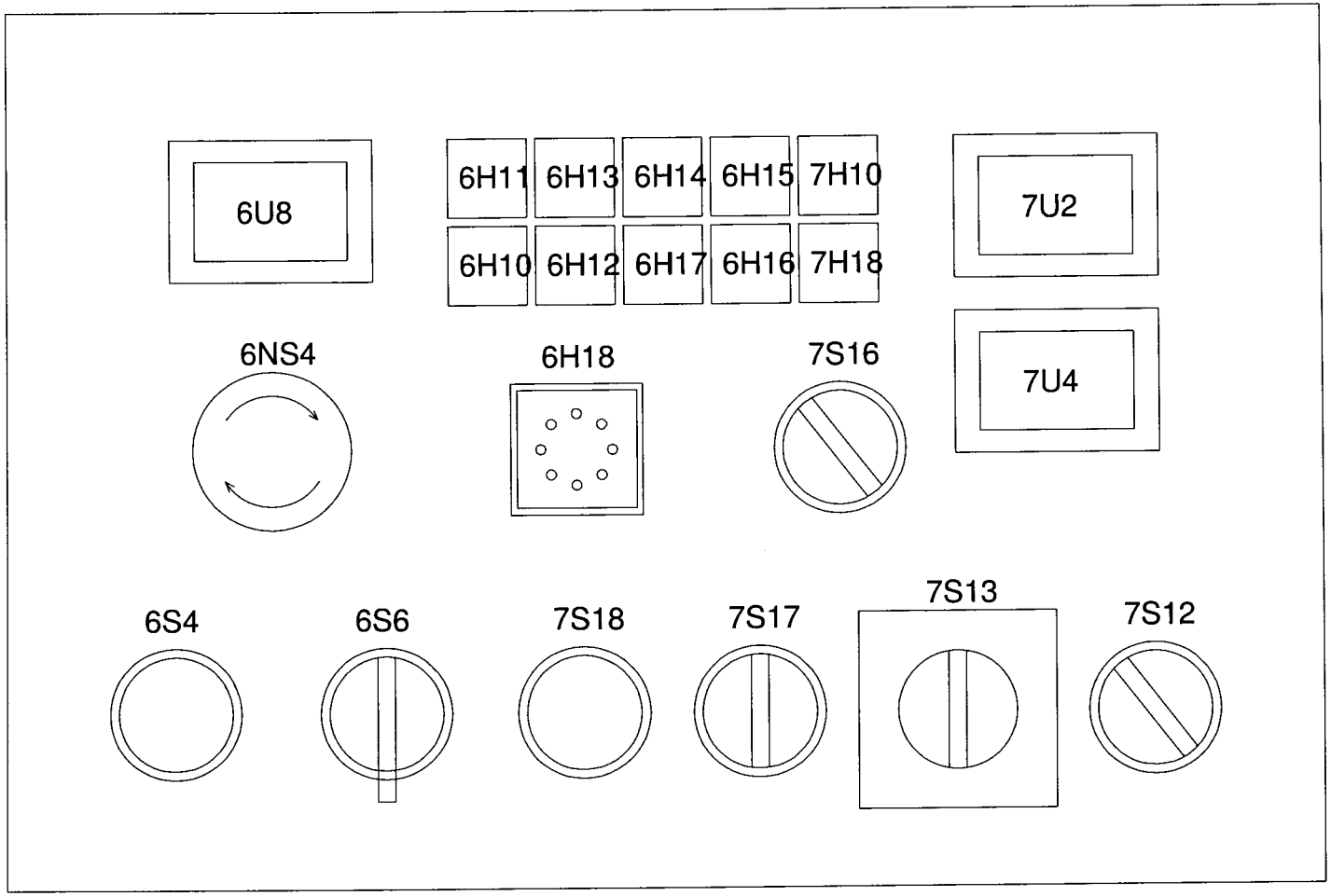

Customer : IHC FUNDEX	Drawn : JF	Date : 26-08-05		Project : 05-94-20S	
	Revised :	Date :		Product : BEDIENINGSKAST	
Latest revision description :	Checked : MP	Par. :		Part : LAYOUT	
ASBUILD	Proj.no : 625243	Scale : -/-		Doc. no. P6252434	Sheet 12 / Rev. 0
Doc. type :	Prod.no : 55373	Size : A3		File code :DAF 94.DWG	

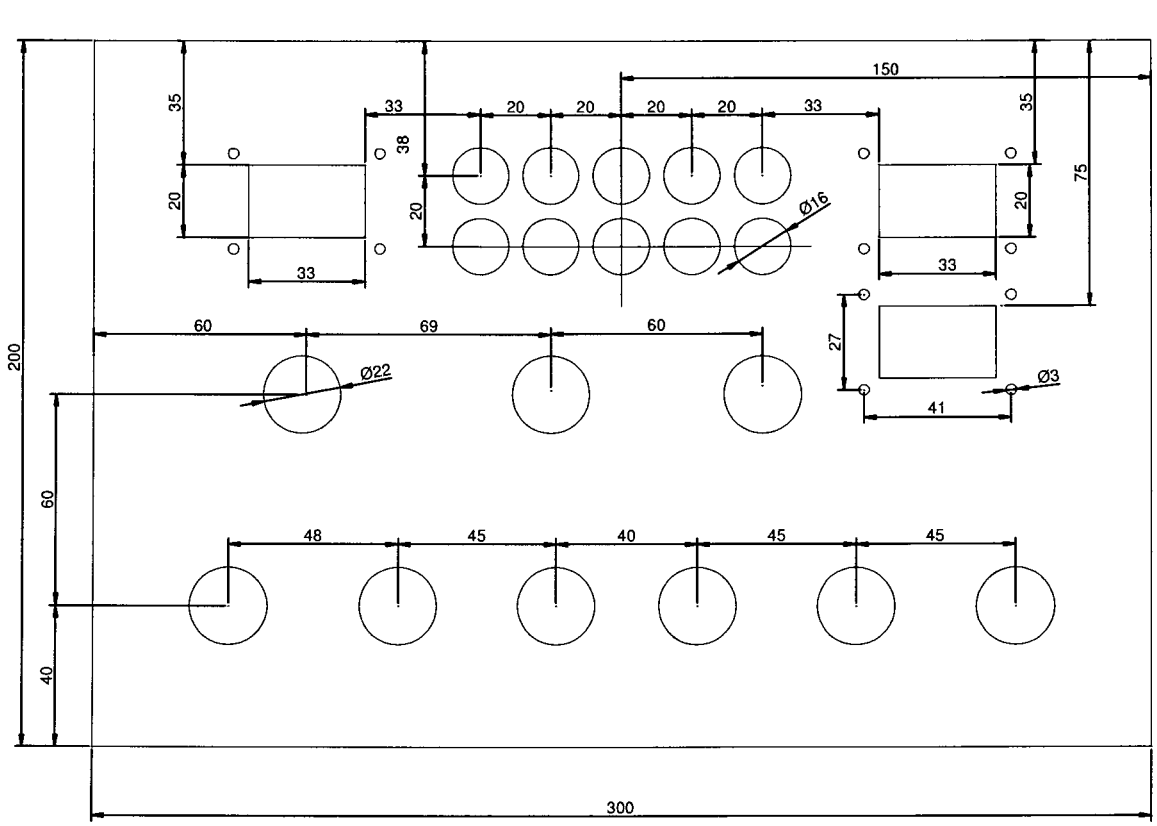

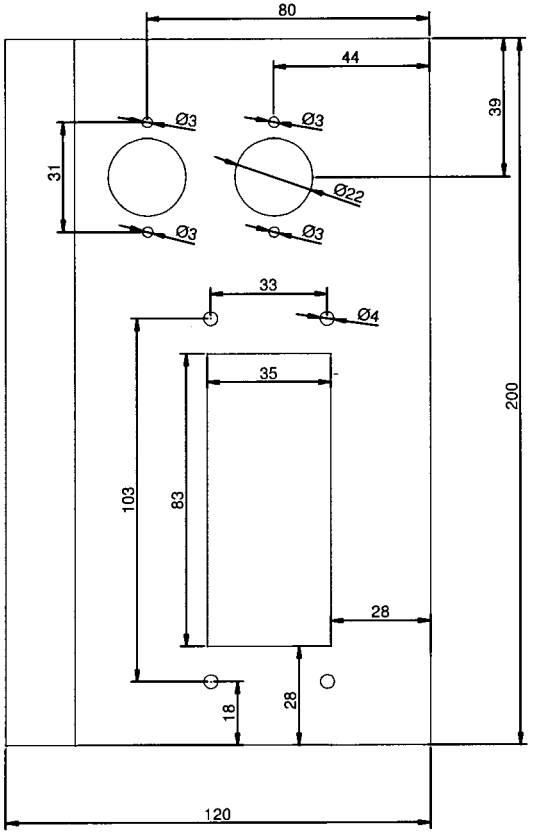

Customer :	Drawn : JF	Date : 26-08-05	Project : 05-94-20S	
IHC FUNDEX	Revised :	Date :	Product : BEDIENINGSKAST	
Latest revision description :	Checked : MP	Par. :	Part : BOORMATEN	
ASBUILD	Proj.no : 625243	Scale : -/-	Doc. no. P6252434	Sheet 13 / Rev. 0
Doc. type :	Prod.no : 55373	Size : A3	File code :DAF 94.DWG	

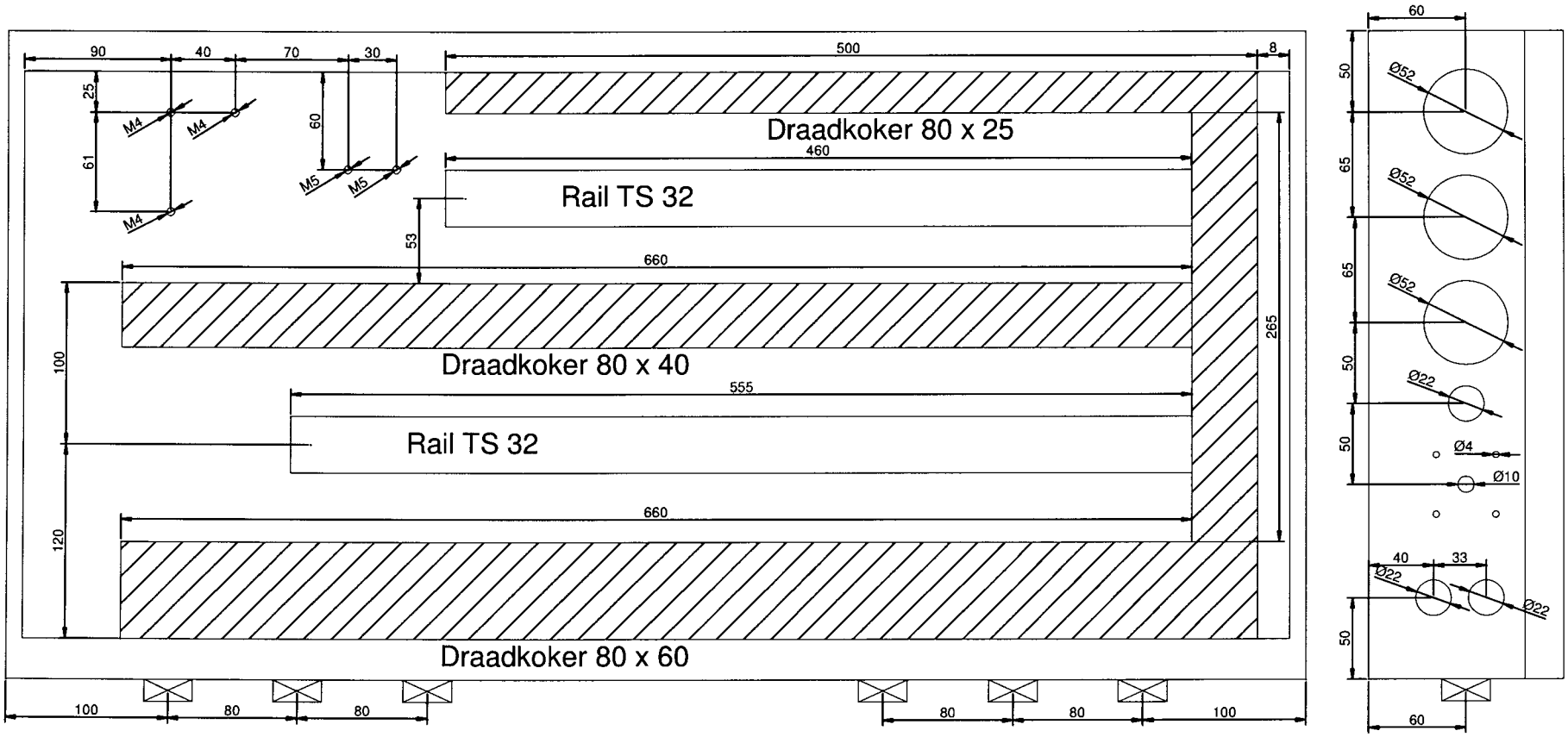

Wartels
PG29

Customer :	Drawn : JF	Date : 26-08-05		Project : 05-94-20S	
IHC FUNDEX	Revised :	Date :		Product : DIESELKAST	
Latest revision description :	Checked : MP	Par. :		Part : KASTINDELING	
ASBUILD	Proj.no : 625243	Scale : -/-		Doc. no. P6252434	Sheet 14 / Rev. 0
Doc. type :	Prod.no : 55373	Size : A3		File code :DAF 94.DWG	